

BUDGET IN BRIEF: ALL FUNDS

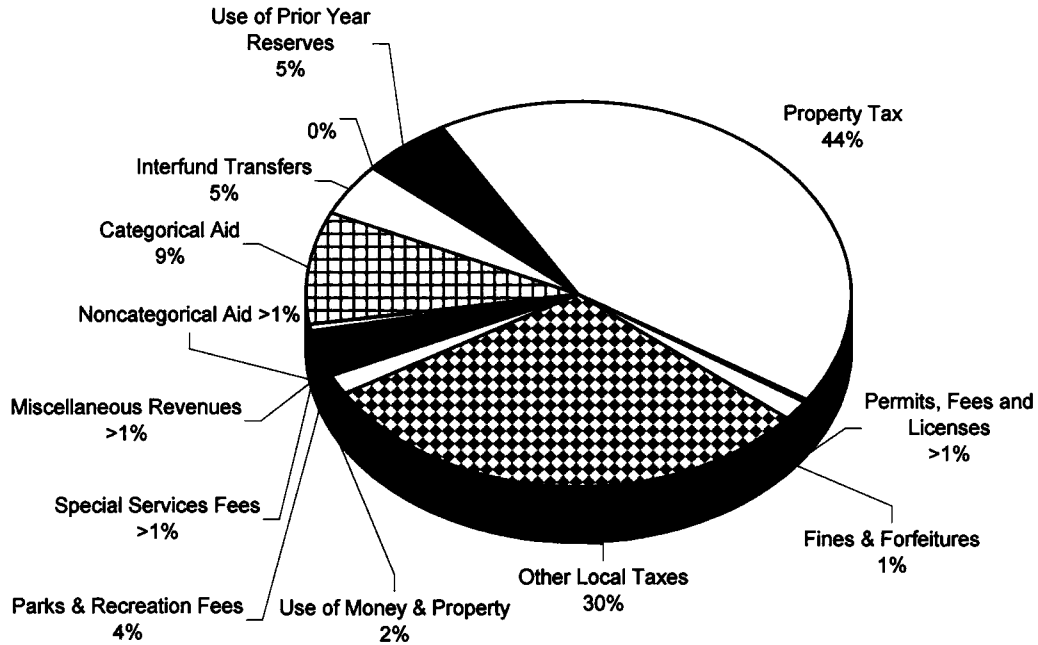
GENERAL FUND

Revenues	Budget FY 08-09	Adj. Budget FY 08-09	Proposed FY 09-10	Net Change
Property Tax <i>(FY 09-10: \$.2331 per \$100 of assessed valuation)</i>	8,476,142	8,476,125	8,900,767	424,625
Other Local Taxes	6,432,700	6,321,400	6,383,200	-49,500
Permits, Fees and Licenses	98,240	91,200	75,700	-22,540
Fines & Forfeitures	210,400	312,500	310,000	99,600
Use of Money & Property	562,000	284,900	350,000	-212,000
Parks & Recreation Fees	795,000	770,000	785,000	-10,000
Special Services Fees	10,120	11,300	4,500	-5,620
Miscellaneous Revenues	108,500	183,018	89,500	-19,000
Noncategorical Aid	0	446		0
Categorical Aid	1,872,237	1,990,743	1,981,529	109,292
Grants	0	126,338		0
Capital Lease Proceeds	0	600,000		0
Interfund Transfers	962,000	962,000	962,000	0
Use of Prior Year Reserves	963,786	963,786	1,097,048	133,262
TOTAL	20,491,125	21,093,756	20,939,244	448,119

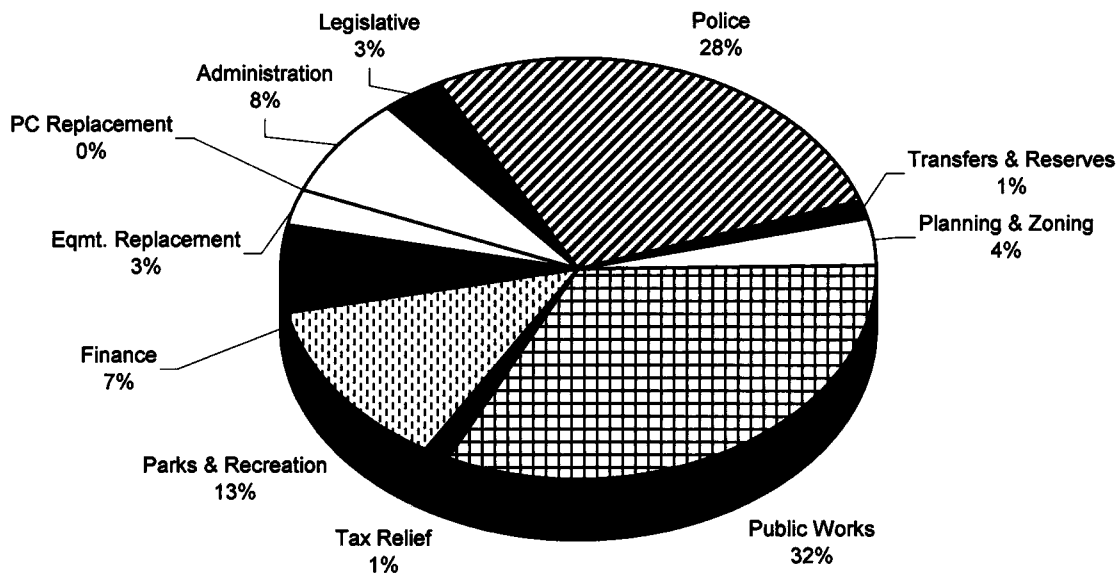
Expenditures	Budget FY 08-09	Adj. Budget FY 08-09	Proposed FY 09-10	Net Change
Legislative	664,676	677,264	678,016	13,340
Administration	1,610,865	1,603,994	1,638,712	27,847
Finance	1,335,572	1,343,272	1,375,541	39,969
Police	5,590,613	5,597,617	5,758,809	168,196
Public Works	6,718,034	6,974,446	6,831,433	113,399
Tax Relief	290,521	290,521	290,521	0
Parks and Recreation	2,747,315	2,713,915	2,736,905	-10,410
Planning & Zoning	729,914	733,314	752,186	22,272
Transfers and Reserves	238,717	238,517	298,750	60,033
PC Replacement	109,000	109,000	10,000	-99,000
Equipment Replacement	455,898	455,898	568,371	112,473
TOTAL	20,491,125	20,737,758	20,939,244	448,119

BUDGET IN BRIEF: ALL FUNDS

General Fund Revenues



General Fund Expenditures



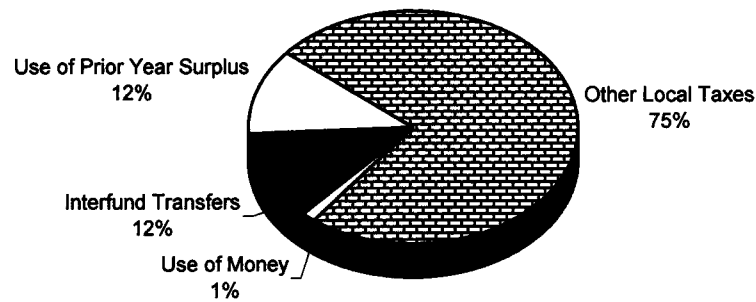
BUDGET IN BRIEF: ALL FUNDS

DEBT SERVICE FUND

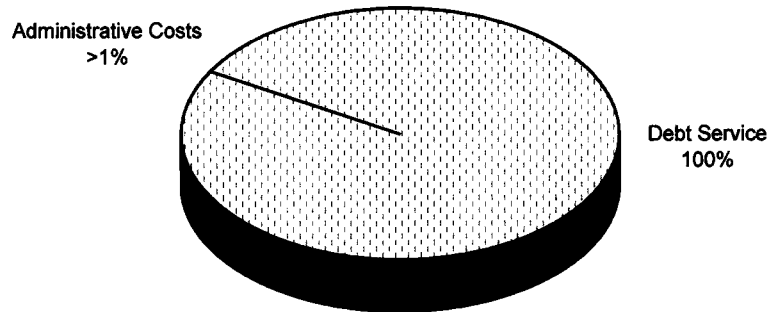
Revenues	Budget FY 08-09	Adj. Budget FY 08-09	Proposed FY 09-10	Net Change
Other Local Taxes	1,769,250	1,704,495	1,520,663	-248,587
Use of Money	175,000	60,050	30,025	-144,975
Interfund Transfers	315,519	315,519	250,936	-64,583
Use of Prior Year Surplus	167,406	347,306	247,502	80,096
TOTAL	2,427,175	2,427,370	2,049,126	-378,049

Expenditures	Budget FY 08-09	Adj. Budget FY 08-09	Proposed FY 09-10	Net Change
Administrative Costs	700	700	700	0
Debt Service	2,426,475	2,426,475	2,048,426	-378,049
TOTAL	2,427,175	2,427,175	2,049,126	-378,049

Debt Service Fund Revenues



Debt Service Fund Expenditures

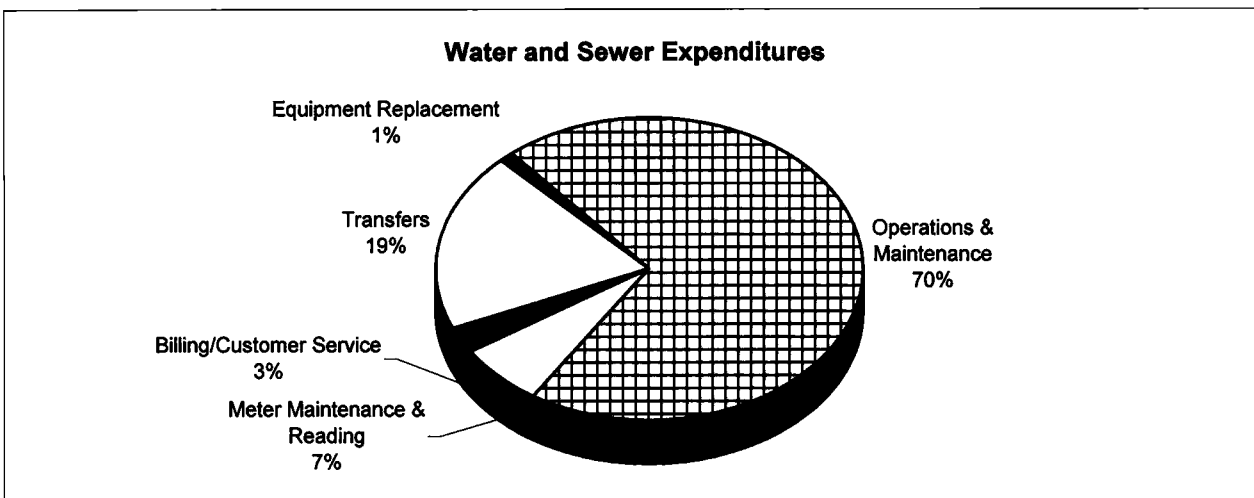
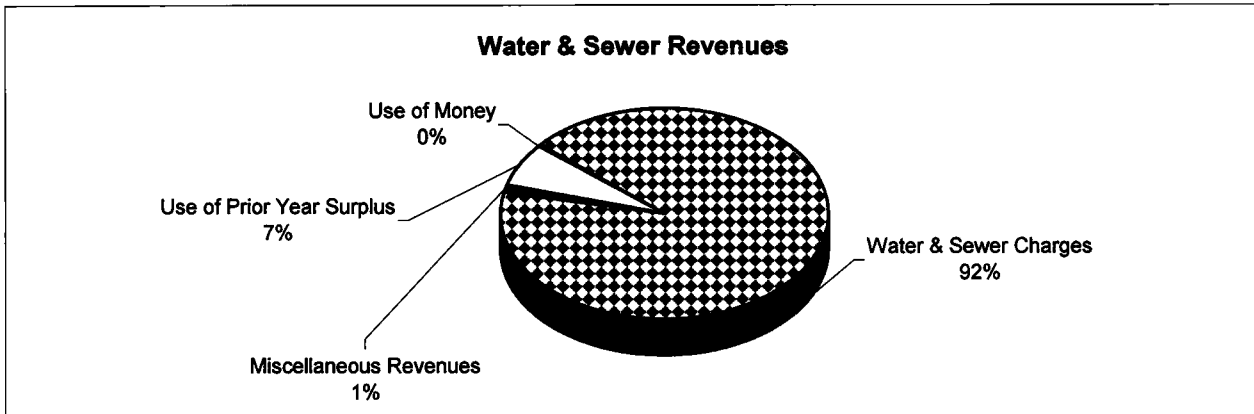


BUDGET IN BRIEF: ALL FUNDS

WATER & SEWER FUND

Revenues	Budget FY 08-09	Adj. Budget FY 08-09	Proposed FY 09-10	Net Change
Use of Money	62,274	31,700	25,000	-37,274
Water & Sewer Charges	6,442,791	5,602,500	6,079,800	-362,991
Miscellaneous Revenues	44,000	70,000	70,000	26,000
Use of Prior Year Surplus	0	0	442,435	442,435
TOTAL	6,549,065	5,704,200	6,617,235	68,170

Expenditures	Budget FY 08-09	Adj. Budget FY 08-09	Proposed FY 09-10	Net Change
Operations & Maintenance	4,599,195	4,630,168	4,645,599	46,404
Meter Maintenance & Reading	444,616	447,541	453,695	9,079
Billing/Customer Service	172,928	172,928	172,226	-702
Transfers	1,277,519	1,277,519	1,277,519	0
Equipment Replacement	54,807	54,807	68,196	13,389
TOTAL	6,549,065	6,582,963	6,617,235	68,170



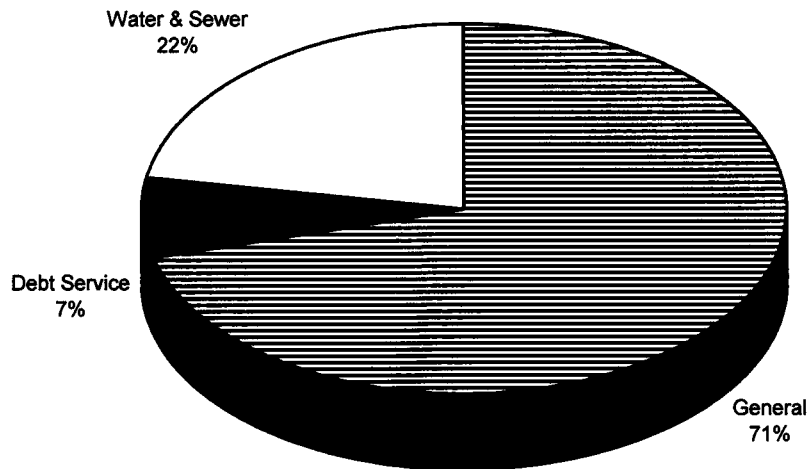
BUDGET IN BRIEF: ALL FUNDS

TOTAL FOR ALL FUNDS	29,467,365	29,747,896	29,605,605	138,240
----------------------------	-------------------	-------------------	-------------------	----------------

FY 09-10 Budget: All Funds

FUND	Budget FY 08-09	Adj. Budget FY 08-09	Proposed FY 09-10	Net Change
General	20,491,125	20,737,758	20,939,244	448,119
Debt Service	2,427,175	2,427,175	2,049,126	-378,049
Water & Sewer	6,549,065	6,582,963	6,617,235	68,170
TOTAL	29,467,365	29,747,896	29,605,605	138,240

FY 09-10 Budget: All Funds



BUDGET IN BRIEF: ALL FUNDS

FY 09-10 Budget: All Funds by Department

Department	General Fund	Debt Service Fund	Water & Sewer Fund	Grand Total
Administration	1,638,712			1,638,712
Debt Service		2,049,126		2,049,126
Finance	1,375,541		172,226	1,547,767
Legislative	678,016			678,016
Parks and Recreation	2,736,905			2,736,905
Planning and Zoning	752,186			752,186
Police	5,758,809			5,758,809
Public Works	6,831,433		5,099,294	11,930,727
Tax Relief	290,521			290,521
Transfers and Reserves	298,750		1,277,519	1,576,269
PC Replacement	10,000			10,000
Equipment Replacement	568,371		68,196	636,567
TOTAL	20,939,244	2,049,126	6,617,235	29,605,605

